

FINANCES & GRANTMAKING 2019


During 2019 Lilly Endowment paid \$527.7 million in grants and approved \$564.9 million in new grants.


Cumulative figures


The generosity of the Endowment's founders has enabled it to disburse since 1937 more than \$10.9 billion in grants to 10,048 charitable organizations, most of them in Indiana. Of that \$10.9 billion, \$4.1 billion supported education (38 percent), \$3.9 billion supported community development (36 percent), and \$2.9 billion supported religion (26 percent). At the end of 2019 the Endowment's assets totaled nearly \$17 billion.

Grants paid (top chart)

In 2019 the Endowment paid grants of \$527.7 million:

 **Community development** grants accounted for \$187.6 million or 35 percent of the total;


 **Education** grants added up to \$161.8 million or 31 percent;

 **Religion** grants totaled \$178.3 million or 34 percent.


As in previous years, most grants were paid to organizations in Indiana—a total of \$341.4 million (65 percent). Of the payment total of \$527.7 million, \$207.9 million (40 percent) was paid to non-Marion County grantees in Indiana and \$133.5 million (25 percent) to Marion County (Indianapolis) grantees. Organizations outside Indiana received \$186.3 million or 35 percent, mostly from religion grants.

Grants approved (bottom chart)

During 2019 the Endowment approved 867 grants for a total of \$564.9 million to 652 grantees, 124 new to the Endowment:

 **Community development** grants totaled the most dollars at \$221.7 million or 39 percent of the total;

 **Education** grants totaled \$202.3 million or 36 percent;

 **Religion** grants totaled \$140.9 million or 25 percent.

Seventy-four percent of grants approved in 2019 went to Indiana organizations. Of the \$564.9 million in grants approved, \$247.9 million (44 percent) was approved for non-Marion County grantees in Indiana and \$169.5 million (30 percent) to Marion County (Indianapolis) grantees. Indiana organizations thus were awarded \$417.4 million (74 percent) of grants approved. \$147.5 million (26 percent) in grants was approved for non-Indiana organizations.

Board-approved and officers grants are listed in the back of this report and are divided into community development and philanthropy, education and youth, and religion. Discretionary grants of up to \$7,500, authorized by the officers, are listed as a single line item for each division.

The Endowment's match for the charitable contributions of staff, retirees and Board members is reported as a single line item before the total of all grants approved. "Grant Guidelines & Procedures" are outlined at page 58 of this report.

