

# FINANCES & GRANTMAKING 2020




During 2020 Lilly Endowment paid \$773.2 million in grants and approved \$807.8 million in new grants.

## Cumulative figures

The generosity of the Endowment's founders has enabled it to disburse since 1937 nearly \$11.7 billion in grants to 10,386 charitable organizations, most of them in Indiana. Of that \$11.7 billion, \$4.4 billion supported education (38 percent), \$4.2 billion supported community development (36 percent), and \$3.1 billion supported religion (26 percent). At the end of 2020 the Endowment's assets totaled \$21 billion.

## Grants paid [top chart]

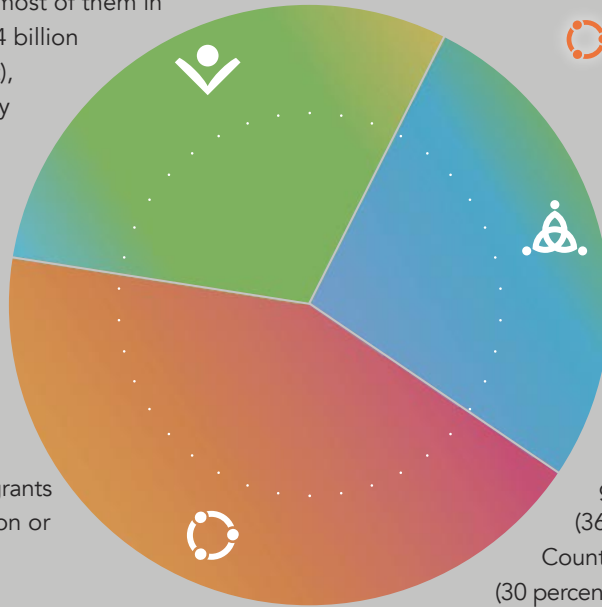
In 2020 the Endowment paid grants of \$773.2 million:




-  Community development grants accounted for \$332.3 million or 43 percent of the total;
-  Education grants added up to \$230.4 million or 30 percent;
-  Religion grants totaled \$210.5 million or 27 percent.

As in previous years, most grants were paid to organizations in Indiana – a total of \$543.1 million (70 percent). Of the payment total of \$773.2 million, \$299.6 million (39 percent) was paid to non-Marion County grantees in Indiana and \$243.5 million (31 percent) to Marion County (Indianapolis) grantees. Organizations outside Indiana received \$230.1 million or 30 percent, mostly from religion grants.

## Grants approved [bottom chart]

During 2020 the Endowment approved 1,346 grants for a total of \$807.8 million to 921 grantees, 338 new to the Endowment:



-  Community development grants totaled the most dollars at \$335 million or 41 percent of the total;
-  Education grants totaled \$218.5 million or 27 percent;
-  Religion grants totaled \$254.3 million or 32 percent.

Sixty-six percent of grants approved in 2020 went to Indiana organizations. Of the \$807.8 million in grants approved, \$290.9 million (36 percent) was approved for non-Marion County grantees in Indiana and \$240.5 million (30 percent) to Marion County (Indianapolis) grantees. Indiana organizations thus were awarded \$531.4 million (66 percent) of grants approved. \$276.4 million (34 percent) in grants was approved for non-Indiana organizations.

Board-approved and officers' grants are listed in the back of this report and are divided into community development and philanthropy, education and youth, and religion. Discretionary grants of up to \$7,500, authorized by the officers, are listed as a single line item for each division.

The Endowment's match for the charitable contributions of staff, retirees and Board members is reported as a single line item before the total of all grants approved. "Grant Guidelines & Procedures" are outlined on page 60 of this report.

